



ELECTRIC WATER HEATERS ELECTRIC POINT OF USE

2021 Product Guide

good things, for life.



GE APPLIANCES

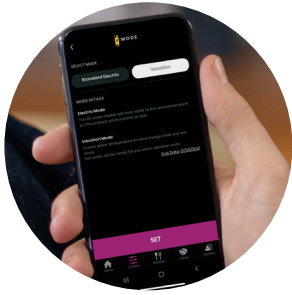


PEACE OF MIND DELIVERED

Electric and Electric Point of Use water heaters from GE Appliances are built to last, operate efficiently and, above all, deliver. With these high performing models, owners can always be confident they'll have the hot water they need.

ELECTRIC WATER HEATER FEATURE HIGHLIGHTS

ELECTRIC MODELS WITH ELECTRONIC CONTROL*



BUILT-IN WIFI

Owners can easily adjust temperatures, set the unit to vacation mode and receive notifications remotely with Built-in WiFi powered by SmartHQ™.



DIGITAL DISPLAY

Owners can check the water heater's settings and easily make accurate adjustments with the touch of a button.

VACATION MODE

Using the digital display or the app, owners can enable an energy-saving setting while they're away from home.

ANODE SENSING

To extend the life of the tank, the digital display and the app notify owners when the anode rod needs replacing.

TEMPERATURE CONTROL

Using the digital display or the app, owners can maintain an exact exit water temperature.

ADDITIONAL FEATURES*



REAL CAPACITY

Owners get the most hot showers from the only water heaters that holds a true 50, 40 or 30 gallons of water.**



HIGH FIRST HOUR RATING

Owners can live comfortably with best-in-class units that deliver up to 78 gallons of hot water in the first hour of use.***



QUICK RECOVERY

Two 5500-watt heating elements quickly increase the water temperature, giving owners hot water whenever they need it.



ANODE ROD

A durable design offers long-lasting protection against corrosion to prolong the water heater life.



BRASS DRAIN VALVE

Rustproof construction ensures long-lasting service.



STAINLESS STEEL HEATING ELEMENTS

Ultra-durable stainless steel, 5,500 low-watt density heating elements resist rust and corrosion.

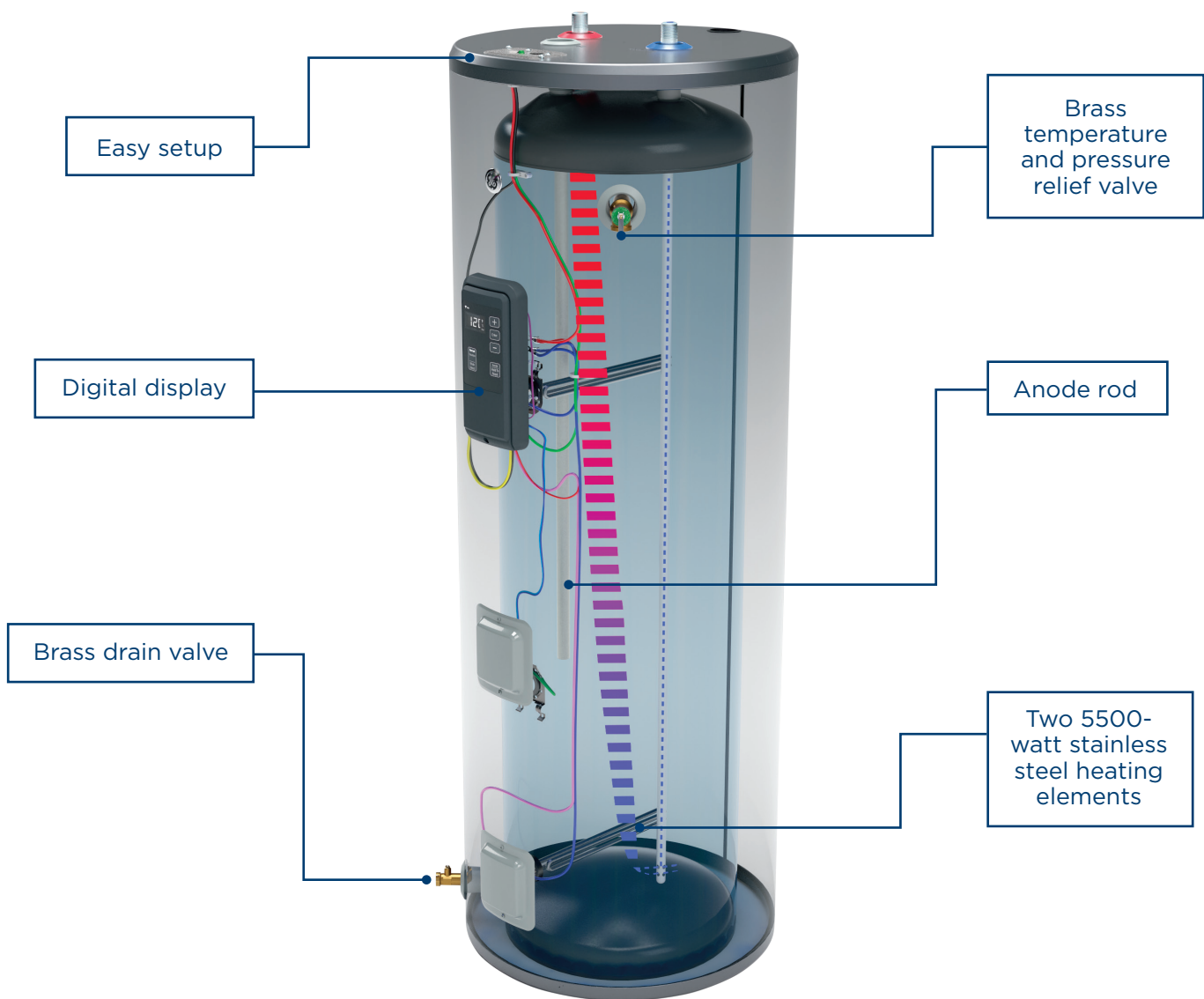
*Not all features available on all models.

**Compared to electric steel tank water heaters per DOE rated gallon capacity.

***Measured through DOE First Hour Rating.

WATER HEATER WITH ELECTRONIC CONTROL

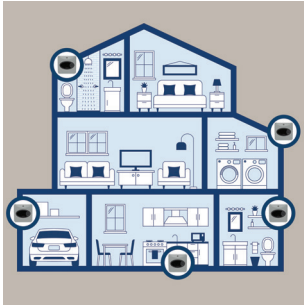
This unit combines durability and high performance with complete control.



ELECTRONIC/ELECTRIC WATER HEATER NOMENCLATURE

G	E	5	0	T	1	2	B	L	M
Brand G=GE	Fuel Type E=Electric	Capacity 30=30 gallons 40=40 gallons 50=50 gallons		Size L=Low boy S=Short T=Tall	Warranty 08=8 years 10=10 years 12=12 years	Special Indicator B=US Standard Model	Special Indicator A=Mechanical controls L=Electronic controls A=top port for Lowboy S=side port for Lowboy		Model Year M=2018

ELECTRIC POINT OF USE FEATURE HIGHLIGHTS



WHOLE HOME FLEXIBILITY

Installation options provide hot water to a specific hookup or to a small house, condo or apartment.




POINT OF USE

Place under the kitchen, bathroom and pantry sinks.



COMPACT DESIGN

Ideal in limited spaces like kitchens, bathrooms, laundry rooms, cabins, RVs, garages, sheds, etc.



STRAIGHTFORWARD CONNECTION

The heater connects right into a 120-Volt supply.



GE20P08BAR

18-Gallon GE Electric Whole Home Solutions

- Operates on 120-Volt
- Stainless steel heating element
- Anode rod
- Optional 6' cord included



GE10P08BAR

10-Gallon GE Electric Point Of Use

- Operates on 120-Volt
- Stainless steel heating element
- Anode rod
- Optional 6' cord included



GE06P08BAR

6-Gallon GE Electric Point Of Use

- Operates on 120-Volt
- Stainless steel heating element
- Anode rod
- Optional 6' cord included



GE02P08BAR

2.5-Gallon GE Electric Point Of Use

- Operates on 120-Volt
- Stainless steel heating element
- Anode rod
- Factory-installed 6' cord

The image displays five 3D renderings of the AEGEAN 1000L water heater. The first two renderings on the left show the unit with its top access panel open, revealing internal components like the pressure relief valve and vent pipe. The next two renderings show the unit with the top panel closed. The final rendering on the right shows the unit with a side access panel open, revealing the internal tank and heating elements. All units are shown in a light gray finish with a black control panel on the front.

ELECTRIC WATER HEATERS WITH THERMOSTAT

[illegible]



GE40T10BLM	GE40S12BLM	GE40S10BLM	GE30T12BLM	GE30T10BLM	GE30S12BLM	GE30S10BLM
40	40	40	30	30	30	30
40	40	40	30	30	30	30
Residential	Residential	Residential	Residential	Residential	Residential	Residential
10 years tank and parts/ 1 year labor	12 years tank and parts/ 1 year labor	10 years tank and parts/ 1 year labor	12 years tank and parts/ 1 year labor	10 years tank and parts/ 1 year labor	12 years tank and parts/ 1 year labor	10 years tank and parts/ 1 year labor
Electronic with digital display and app Normal/Vacation 100-140°F 120°F Plastic Built-In with App Yes Yes	Electronic with digital display and app Normal/Vacation 100-140°F 120°F Brass Built-In with App Yes Yes Yes	Electronic with digital display and app Normal/Vacation 100-140°F 120°F Plastic Built-In with App Yes Yes	Electronic with digital display and app Normal/Vacation 100-140°F 120°F Brass Built-In with App Yes Yes Yes	Electronic with digital display and app Normal/Vacation 100-140°F 120°F Plastic Built-In with App Yes Yes	Electronic with digital display and app Normal/Vacation 100-140°F 120°F Brass Built-In with App Yes Yes Yes	Electronic with digital display and app Normal/Vacation 100-140°F 120°F Plastic Built-In with App Yes Yes
65-1/2 20 x 64 3/4" 3/4" 139	52-7/8 22 x 51-3/8 3/4" 3/4" 133	52-7/8 22 x 51-3/8 3/4" 3/4" 133	51-3/8 20 x 49-7/8 3/4" 3/4" 113	51-3/8 20 x 49-7/8 3/4" 3/4" 113	42 22 x 40-3/8 3/4" 3/4" 111	42 22 x 40-3/8 3/4" 3/4" 111
240V/60Hz/30A min. dedicated Copper High Density 5500 5500 0.92 66 20-125 PSI	240V/60Hz/30A min. dedicated Stainless Steel Low Density 5500 5500 0.92 65 20-125 PSI	240V/60Hz/30A min. dedicated Copper High Density 5500 5500 0.92 65 20-125 PSI	240V/60Hz/30A min. dedicated Stainless Steel Low Density 5500 5500 0.92 59 20-125 PSI	240V/60Hz/30A min. dedicated Copper High Density 5500 5500 0.92 59 20-125 PSI	240V/60Hz/30A min. dedicated Stainless Steel Low Density 5500 5500 0.92 60 20-125 PSI	240V/60Hz/30A min. dedicated Copper High Density 5500 5500 0.92 60 20-125 PSI

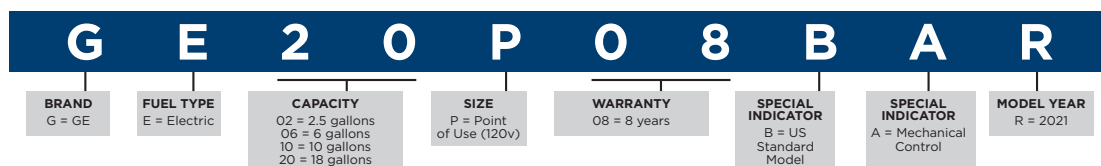
[illegible]

ELECTRIC POINT OF USE



MODEL NUMBER	GE02P08BAR	GE06P08BAR	GE10P08BAR RealMAX™ CHOICE	GE20P08BAR RealMAX™ CHOICE
Rated Capacity (gallons)	2.5	6	10	18
Product Application	Residential	Residential	Residential	Residential
Wall Mount or Freestanding	Wall Mount/Freestanding	Wall Mount/Freestanding	Freestanding	Freestanding
Fuel Type	Electric	Electric	Electric	Electric
Heating Element (Watts)	1500	1500	1500	1500
Voltage	120	120	120	120
Current (Amps)	12	12	12	12
Power Cord Included	Yes (assembled)	Yes	Yes	Yes
Power Cord Length (ft)	6 ft	6 ft	6 ft	6 ft
Warranty	8yr Limited Replacement Warranty	8yr Limited Replacement Warranty	8yr Tank and Parts/1yr Labor	8yr Tank and Parts/1yr Labor
CONTROLS				
Mechanical Temperature Control	Yes	Yes	Yes	Yes
INTEGRATED SAFETY DEVICES				
T&P Valve	Yes	Yes	Yes	Yes
T&P Valve Location	Top	Top	Top	Top
Drain Valve	No	No	Yes	Yes
Drain Valve Location	N/A	N/A	Bottom-Side	Bottom-Side
Drain Valve Material	N/A	N/A	Polymer	Polymer
POWER/RATING				
Anode Rod	Aluminum	Aluminum	Aluminum	Aluminum
Temp Setting Range (F)	70-140	70-140	70-140	70-140
Temp Settings Default (F)	OFF	OFF	120	120
Maximum Water Pressure (PSI)	150	150	150	150
Connection Sizes - Cold Water Inlet (inch)	0.5 MNPT	0.5 MNPT	0.75 MNPT	0.75 MNPT
Connection Sizes - Hot Water Outlet (inch)	0.5 MNPT	0.5 MNPT	0.75 MNPT	0.75 MNPT
Connection Location	Top	Top	Side	Side
Element Material	Stainless Steel	Stainless Steel	Stainless Steel	Stainless Steel
WEIGHT & DIMENSIONS				
Product Height (inches)	13	17.65	24.5	25.625
Product Width (inches)	13	17.15	14.75	19.25
Product Depth (inches)	11.145	14.37	14.37	19.25
Product Weight (lb)	16.85	24.9	40.85	54.2
Carton Height (inches)	16.14	19.88	28	31
Carton Width (inches)	14.96	19.69	19	22
Carton Depth (inches)	14.17	16.93	18	22
Shipping Weight (lb)	19.84	28.66	46	62

ELECTRIC POINT OF USE NOMENCLATURE



GE APPLIANCES

GE is a trademark of the General Electric Company
Manufactured under trademark license.

Appliance Park
Louisville, KY 40225
geappliances.com
OTGEA21319