

PXWH70Y

GE Profile™ Smart Water Valve with Integrated Filtration 3/4" Fittings

DIMENSIONS AND INSTALLATION INFORMATION (IN INCHES)

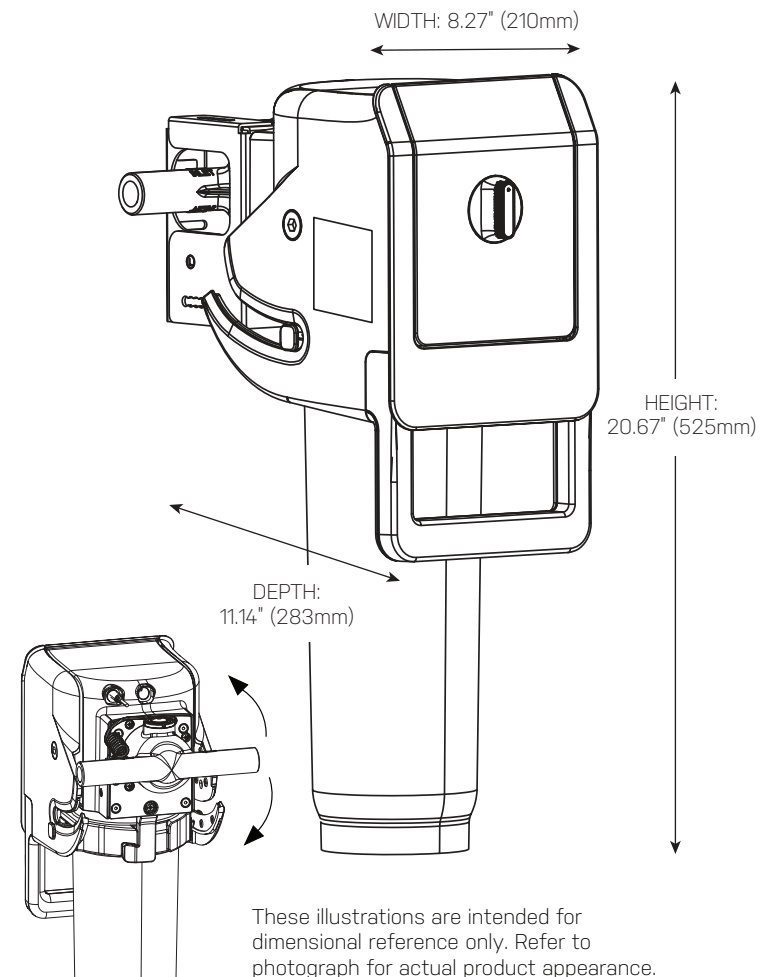
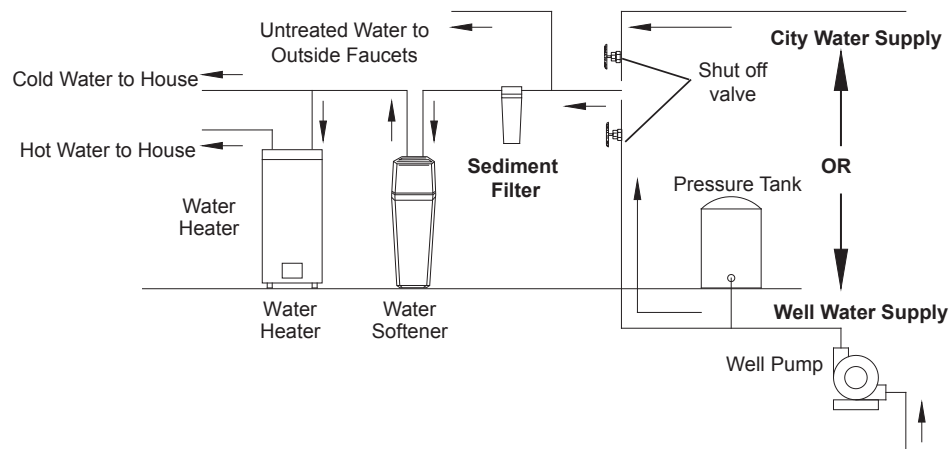
PLUMBING CODES: Check with your state and local public works department for plumbing and sanitation codes. You must follow these guidelines as you install the Whole Home Water Filtration System. Using a qualified installer is recommended.

INSTALLATION INFORMATION: For complete information, see installation instruction packaged with the filtration system.

POWER REQUIREMENTS: The whole home filtration system uses a DC power cord (included) that plugs into a nominal 120V outlet. A copper or galvanized house cold water pipe is often used to ground electrical outlets in the home. Grounding protects you from electrical shock. The water filter housing may have broken this ground path. To restore connection, install an 18" long, 6-gauge copper wire across the filter, tightly clamped using UL-approved 1/2"-1" bronze grounding clamps at both ends as shown in the User Manual. Zinc clamps should not be used on copper plumbing. Wire and clamps may be purchased separately from your local hardware store.

LOCATION: Select a secure location for the filtration system that is protected from freezing temperatures and is not exposed to direct sunlight. Be sure to allow a minimum space of 24" under the filtration system for removing the sump to change the cartridge. The location should align the filter system with inlet and outlet pipe and should not cause the pipes to bend or damage.

PROPER ORDER TO INSTALL WATER TREATMENT EQUIPMENT:



For answers to your Monogram, Café™, GE Profile™ or GE Appliances product questions, visit our website at geappliances.com or call GE Answer Center® Service, 800.626.2000.



Specification Revised 3/25

PXWH70Y

GE Profile™ Smart Water Valve with Integrated Filtration 3/4" Fittings

FEATURES AND BENEFITS

Wi-Fi Enabled Leak Detection Powered by SmarthQ™ – This Smart Water Valve with Integrated Filtration allows you to address potential leaks by remotely shutting off water to your entire house, from anywhere, using your smart phone.

Integrated Advanced Filtration – Integrated advanced filtration reduces sand, sediment, chlorine taste & odor throughout your entire house. FTHTM filter included.

Wi-Fi Enabled Vacation Mode Powered by SmarthQ™ – Receive an instant notification on your smart phone when water flow is detected at any flow rate when set on vacation mode.

Wi-Fi Enabled Filter Reminder Powered by SmarthQ™ – Receive an instant notification on your smart phone when your filter needs to be replaced.

LED Digital Control Panel – This smart water valve comes with an LED digital control panel that allows you to change the mode from filtered, bypass or off, remotely or manually.

Easy Installation – Accommodates 3/4" to 1" plumbing with pivoting head that can be installed in a horizontal or vertical configuration. Includes 3/4" push-to-connect metal fittings.

Filter Life Remaining Indicator – Manage your filter life with a visual color countdown of filter percentage used. When the filter is good, the gradient line will be blue, and as the filter gets used, the line will turn to magenta. For best filtration results, filters should be replaced every three months.



For answers to your Monogram, Café™, GE Profile™ or GE Appliances product questions, visit our website at geappliances.com or call GE Answer Center® Service, 800.626.2000.



Specification Revised 3/25

PXWH80Y

GE Profile™ Smart Water Valve with Integrated Filtration 1" Fittings

DIMENSIONS AND INSTALLATION INFORMATION (IN INCHES)

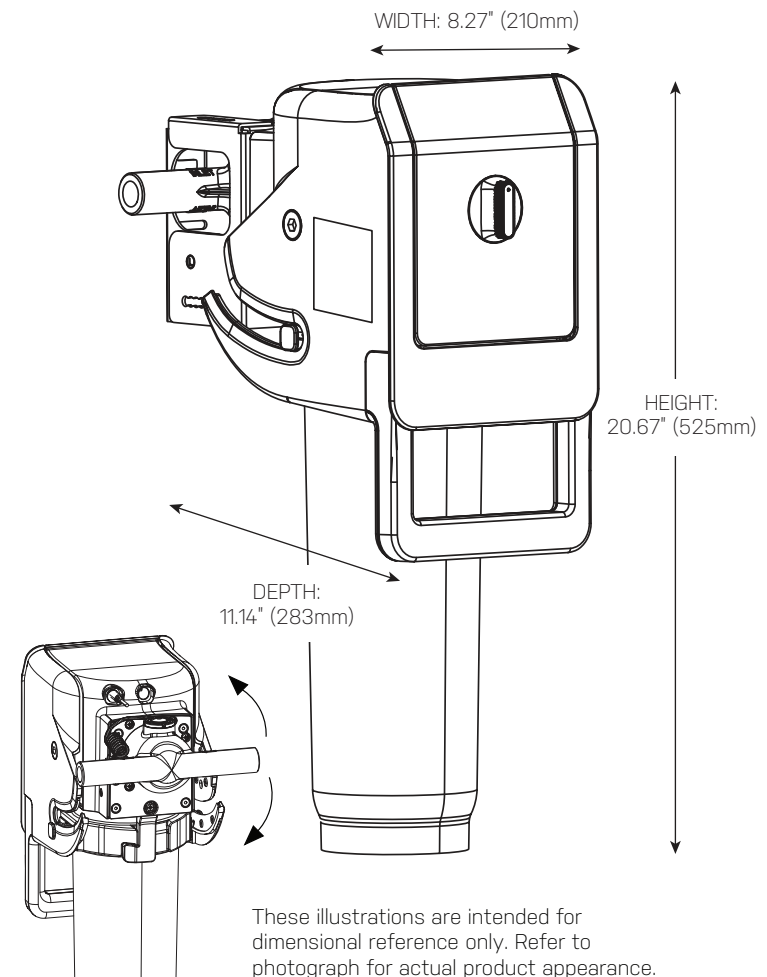
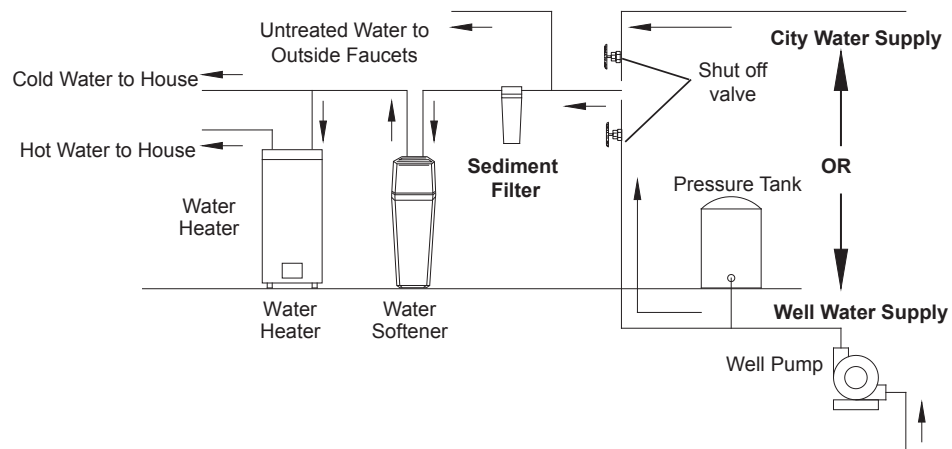
PLUMBING CODES: Check with your state and local public works department for plumbing and sanitation codes. You must follow these guidelines as you install the Whole Home Water Filtration System. Using a qualified installer is recommended.

INSTALLATION INFORMATION: For complete information, see installation instruction packaged with the filtration system.

POWER REQUIREMENTS: The whole home filtration system uses a DC power cord (included) that plugs into a nominal 120V outlet. A copper or galvanized house cold water pipe is often used to ground electrical outlets in the home. Grounding protects you from electrical shock. The water filter housing may have broken this ground path. To restore connection, install an 18" long, 6-gauge copper wire across the filter, tightly clamped using UL-approved 1/2"-1" bronze grounding clamps at both ends as shown in the User Manual. Zinc clamps should not be used on copper plumbing. Wire and clamps may be purchased separately from your local hardware store.

LOCATION: Select a secure location for the filtration system that is protected from freezing temperatures and is not exposed to direct sunlight. Be sure to allow a minimum space of 24" under the filtration system for removing the sump to change the cartridge. The location should align the filter system with inlet and outlet pipe and should not cause the pipes to bend or damage.

PROPER ORDER TO INSTALL WATER TREATMENT EQUIPMENT:



For answers to your Monogram, Café™, GE Profile™ or GE Appliances product questions, visit our website at geappliances.com or call GE Answer Center® Service, 800.626.2000.



Specification Revised 3/25

PXWH80Y

GE Profile™ Smart Water Valve with Integrated Filtration 1" Fittings

FEATURES AND BENEFITS

Wi-Fi Enabled Leak Detection Powered by SmarthQ™ – This Smart Water Valve with Integrated Filtration allows you to address potential leaks by remotely shutting off water to your entire house, from anywhere, using your smart phone.

Integrated Advanced Filtration – Integrated advanced filtration reduces sand, sediment, chlorine taste & odor throughout your entire house. FTHTM filter included.

Wi-Fi Enabled Vacation Mode Powered by SmarthQ™ – Receive an instant notification on your smart phone when water flow is detected at any flow rate when set on vacation mode.

Wi-Fi Enabled Filter Reminder Powered by SmarthQ™ – Receive an instant notification on your smart phone when your filter needs to be replaced.

LED Digital Control Panel – This smart water valve comes with an LED digital control panel that allows you to change the mode from filtered, bypass or off, remotely or manually.

Easy Installation – Accommodates 3/4" to 1" plumbing with pivoting head that can be installed in a horizontal or vertical configuration. Includes 1" push-to-connect metal fittings.

Filter Life Remaining Indicator – Manage your filter life with a visual color countdown of filter percentage used. When the filter is good, the gradient line will be blue, and as the filter gets used, the line will turn to magenta. For best filtration results, filters should be replaced every three months.



For answers to your Monogram, Café™, GE Profile™ or GE Appliances product questions, visit our website at geappliances.com or call GE Answer Center® Service, 800.626.2000.



Specification Revised 3/25