

PNPR45W

GE Profile™ Professional Smart Valve Water Softener 45,000 Grain Capacity

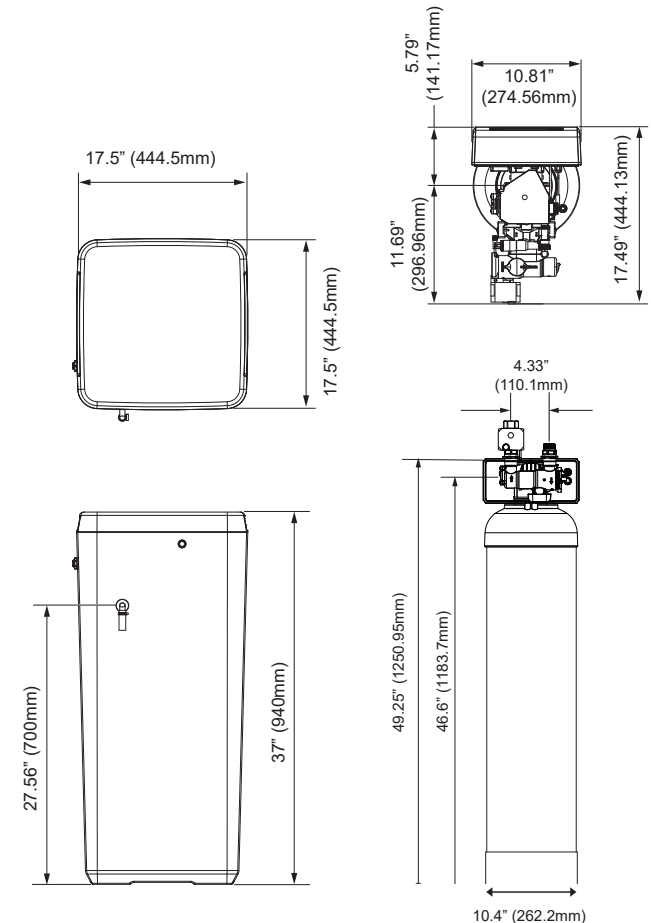
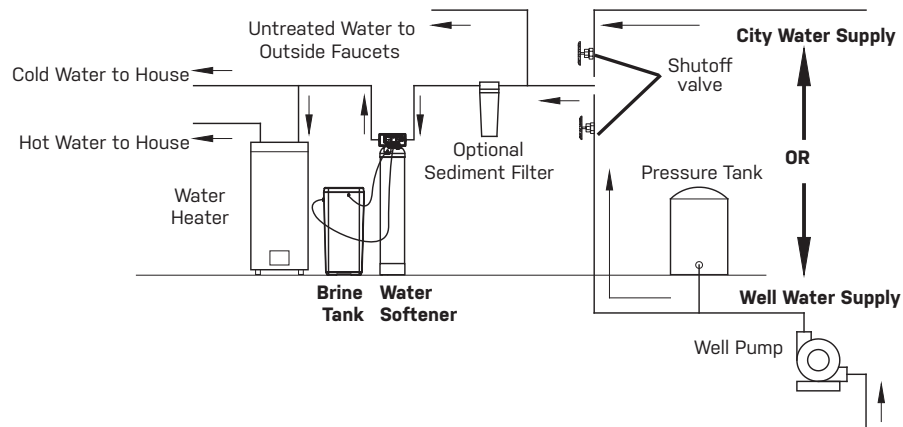
DIMENSIONS AND INSTALLATION INFORMATION (IN INCHES)

PLUMBING CODES: All plumbing must be completed in accordance with national, state and local plumbing codes. In the state of Massachusetts, The Commonwealth of Massachusetts plumbing code 248-CMR shall be adhered to. A licensed plumber shall be used for this installation.

INSTALLATION INFORMATION: For complete information, see installation instruction packaged with the water softener.

POWER REQUIREMENTS: The water softener uses a direct plug-in external supply (included). Be sure to use the included power supply and plug it into a nominal 120V, 60-cycle household outlet that is in a dry location only, grounded and properly protected by an over current device such as a circuit breaker or fuse.

LOCATION: Install the water softener close to the water supply inlet, and upstream of all other plumbing connections, except outside water pipes. A nearby drain is needed to carry away regeneration discharge (drain) water. Use a floor drain, laundry tub, sump, standpipe or other options (check your local codes). Do not locate the water softener where freezing temperatures occur. Do not attempt to treat water over 120°F. Freezing temperatures or hot water damage voids the warranty.



Above illustration intended for dimensional reference only. Refer to photograph for actual product appearance.



For answers to your Monogram, Café™, GE Profile™ or GE Appliances product questions, visit our website at geappliances.com or call GE Answer Center® Service, 800.626.2000.



Specification Revised 4/25

PNPR45W

GE Profile™ Professional Smart Valve Water Softener 45,000 Grain Capacity

FEATURES AND BENEFITS

Large Grain Capacity – This high capacity Professional water softener can easily remove 45,000 grains. Professional Smart Valve water softeners can accommodate a household family size of up to 6 persons or more

WiFi-Enabled Leak Detection Powered by SmarthQ™ – This WiFi-enabled Professional Smart Valve water softener allows you to address potential leaks by remotely shutting off water to your entire house, from anywhere, using your smartphone

Remote Water Shutoff Valve – Enjoy complete peace of mind with an included water shutoff valve to remotely shut water off to your entire house

Water Flow Monitoring Powered by SmarthQ™ – View daily or weekly water softener usage and receive alerts on your smartphone when there is a continuous water flow or a potential leak is detected

Heavy Duty Design – This heavy duty Professional Smart Valve water softener is designed with 1" NPT metal plumbing connections for robust installation and extra protection with dual O-ring seals. Included 1" water softener connectors can conveniently accommodate both 3/4" and 1 1/4" plumbing

Bypass Blending Valve Control – A custom water bypass blending valve allows you to conveniently control your preferred water softness level or set as complete bypass

WiFi-Enabled Low Salt Reminder Powered by SmarthQ™ – Receive an instant notification on your smartphone when your water softener salt level is low

WiFi-Enabled Vacation Mode Powered by SmarthQ™ – Receive an instant notification on your smartphone when water flow is detected at any flow rate when set on vacation mode

LED Digital Control Panel – This Professional Smart Valve water softener allows you to choose what is displayed on your LED Digital Control Panel. Settings include Clock Adjustment options, Salt Level, Hardness Level and Salt Saver mode

Salt Days to Empty Indicator – Manage your Professional Smart Valve water softener salt usage with a visual countdown of days until empty clearly displayed on the control panel

Outdoor Rated with Optional Protective Cover – Enjoy the flexibility to install your Professional Smart Valve water softener outside or inside thanks to a durable design and optional protective cover accessory*
(*ODCOVSFT protective cover sold separately)

Salt Tank Cleanability – Easily clean out your Professional Smart Valve water softener with a separate salt tank that is simple to rinse clean

Salt Capacity – 325 lbs.



For answers to your Monogram, Café™, GE Profile™ or GE Appliances product questions, visit our website at geappliances.com or call GE Answer Center® Service, 800.626.2000.



Specification Revised 4/25

PNPR55W

GE Profile™ Professional Smart Valve Water Softener 55,000 Grain Capacity

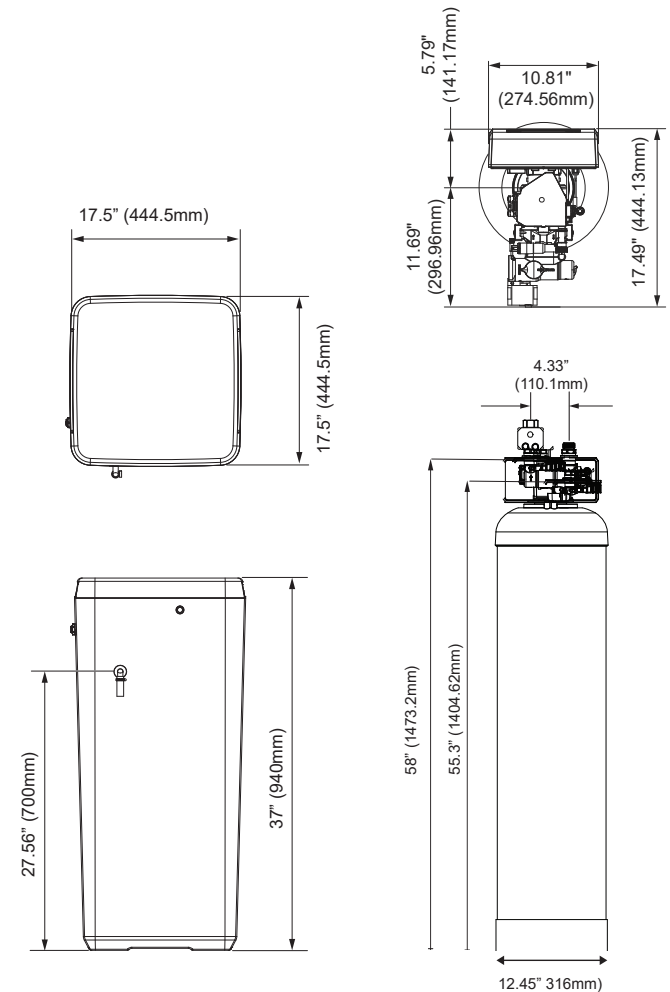
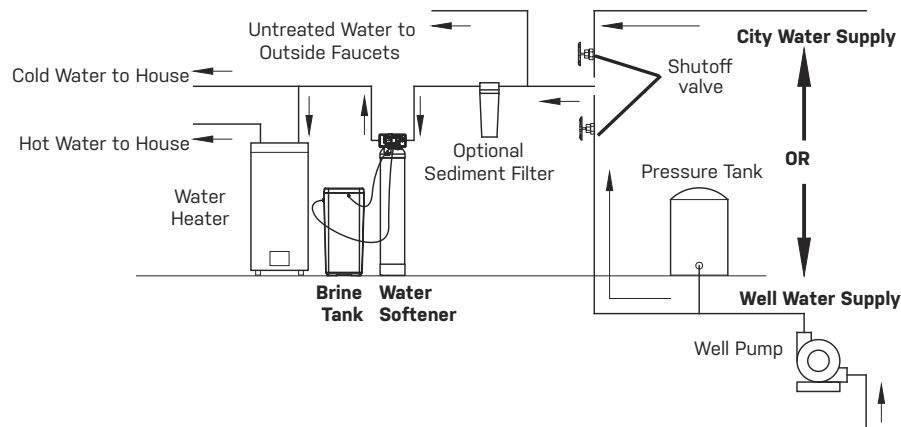
DIMENSIONS AND INSTALLATION INFORMATION (IN INCHES)

PLUMBING CODES: All plumbing must be completed in accordance with national, state and local plumbing codes. In the state of Massachusetts, The Commonwealth of Massachusetts plumbing code 248-CMR shall be adhered to. A licensed plumber shall be used for this installation.

INSTALLATION INFORMATION: For complete information, see installation instruction packaged with the water softener.

POWER REQUIREMENTS: The water softener uses a direct plug-in external supply (included). Be sure to use the included power supply and plug it into a nominal 120V, 60-cycle household outlet that is in a dry location only, grounded and properly protected by an over current device such as a circuit breaker or fuse.

LOCATION: Install the water softener close to the water supply inlet, and upstream of all other plumbing connections, except outside water pipes. A nearby drain is needed to carry away regeneration discharge (drain) water. Use a floor drain, laundry tub, sump, standpipe or other options (check your local codes). Do not locate the water softener where freezing temperatures occur. Do not attempt to treat water over 120°F. Freezing temperatures or hot water damage voids the warranty.



Above illustration intended for dimensional reference only. Refer to photograph for actual product appearance.



For answers to your Monogram, Café™, GE Profile™ or GE Appliances product questions, visit our website at geappliances.com or call GE Answer Center® Service, 800.626.2000.



Specification Revised 4/25

PNPR55W

GE Profile™ Professional Smart Valve Water Softener 55,000 Grain Capacity

FEATURES AND BENEFITS

Large Grain Capacity – This high capacity Professional water softener can easily remove 55,000 grains. Professional Smart Valve water softeners can accommodate a household family size of up to 6 persons or more

WiFi-Enabled Leak Detection Powered by SmarthQ™ – This WiFi-enabled Professional Smart Valve water softener allows you to address potential leaks by remotely shutting off water to your entire house, from anywhere, using your smartphone

Remote Water Shutoff Valve – Enjoy complete peace of mind with an included water shutoff valve to remotely shut water off your entire house

Water Flow Monitoring Powered by SmarthQ™ – View daily or weekly water softener usage and receive alerts on your smartphone when there is a continuous water flow or a potential leak is detected

Heavy Duty Design – This heavy duty Professional Smart Valve water softener is designed with 1" NPT metal plumbing connections for robust installation and extra protection with dual O-ring seals. Included 1" water softener connectors can conveniently accommodate both 3/4" and 1 1/4" plumbing

Bypass Blending Valve Control – A custom water bypass blending valve allows you to conveniently control your preferred water softness level or set as complete bypass

WiFi-Enabled Low Salt Reminder Powered by SmarthQ™ – Receive an instant notification on your smartphone when your water softener salt level is low

WiFi-Enabled Vacation Mode Powered by SmarthQ™ – Receive an instant notification on your smartphone when water flow is detected at any flow rate when set on vacation mode

LED Digital Control Panel – This Professional Smart Valve water softener allows you to choose what is displayed on your LED Digital Control Panel. Settings include Clock Adjustment options, Salt Level, Hardness Level and Salt Saver mode

Salt Days to Empty Indicator – Manage your Professional Smart Valve water softener salt usage with a visual countdown of days until empty clearly displayed on the control panel

Outdoor Rated with Optional Protective Cover – Enjoy the flexibility to install your Professional Smart Valve water softener outside or inside thanks to a durable design and optional protective cover accessory*
(*ODCOVSFT protective cover sold separately)

Salt Tank Cleanability – Easily clean out your Professional Smart Valve water softener with a separate salt tank that is simple to rinse clean

Salt Capacity – 325 lbs.



For answers to your Monogram, Café™, GE Profile™ or GE Appliances product questions, visit our website at geappliances.com or call GE Answer Center® Service, 800.626.2000.



Specification Revised 4/25

PNMD45W

GE Profile™ Professional Smart Valve Water Softener 45,000 Grain Capacity with Integrated Long-Life Filter

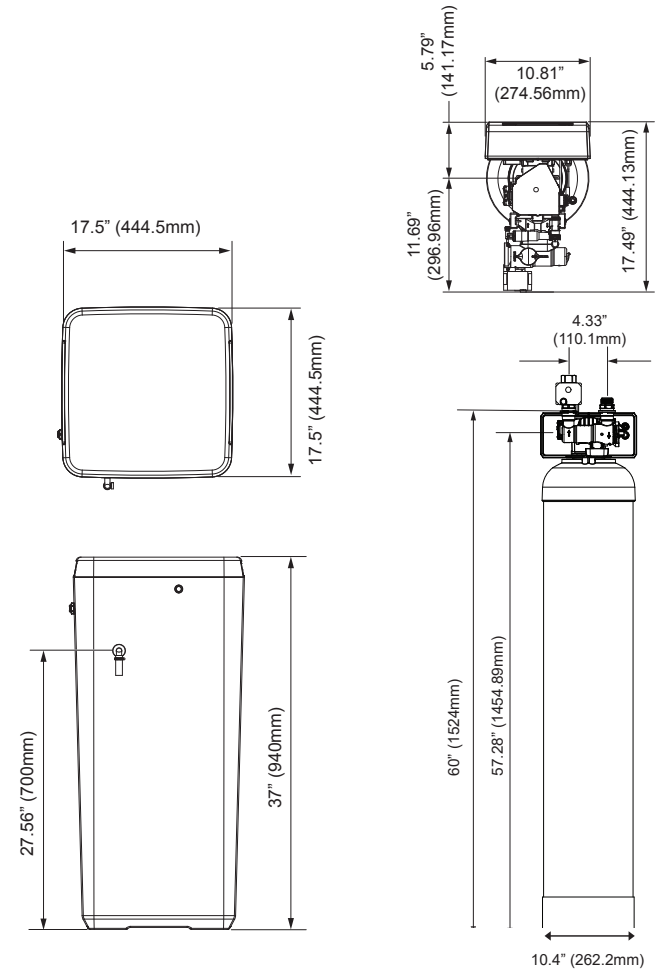
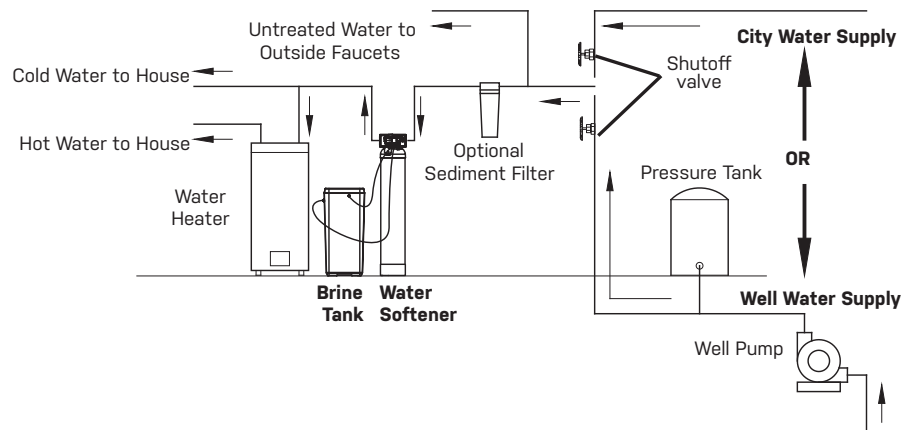
DIMENSIONS AND INSTALLATION INFORMATION (IN INCHES)

PLUMBING CODES: All plumbing must be completed in accordance with national, state and local plumbing codes. In the state of Massachusetts, The Commonwealth of Massachusetts plumbing code 248-CMR shall be adhered to. A licensed plumber shall be used for this installation.

INSTALLATION INFORMATION: For complete information, see installation instruction packaged with the water softener.

POWER REQUIREMENTS: The water softener uses a direct plug-in external supply (included). Be sure to use the included power supply and plug it into a nominal 120V, 60-cycle household outlet that is in a dry location only, grounded and properly protected by an over current device such as a circuit breaker or fuse.

LOCATION: Install the water softener close to the water supply inlet, and upstream of all other plumbing connections, except outside water pipes. A nearby drain is needed to carry away regeneration discharge (drain) water. Use a floor drain, laundry tub, sump, standpipe or other options (check your local codes). Do not locate the water softener where freezing temperatures occur. Do not attempt to treat water over 120°F. Freezing temperatures or hot water damage voids the warranty.



Above illustration intended for dimensional reference only.
Refer to photograph for actual product appearance.



For answers to your Monogram, Café™, GE Profile™ or GE Appliances product questions, visit our website at geappliances.com or call GE Answer Center® Service, 800.626.2000.



Specification Revised 4/25

PNMD45W

GE Profile™ Professional Smart Valve Water Softener 45,000 Grain Capacity with Integrated Long-Life Filter

FEATURES AND BENEFITS

Large Grain Capacity – This high capacity Professional water softener can easily remove 45,000 grains. Professional Smart Valve water softeners can accommodate a household family size of up to 6 persons or more

WiFi-Enabled Leak Detection Powered by SmarthQ™ – This WiFi-enabled Professional Smart Valve water softener allows you to address potential leaks by remotely shutting off water to your entire house, from anywhere, using your smartphone

Remote Water Shutoff Valve – Enjoy complete peace of mind with an included water shutoff valve to remotely shut water off to your entire house

Water Flow Monitoring Powered by SmarthQ™ – View daily or weekly water softener usage and receive alerts on your smartphone when there is a continuous water flow or a potential leak is detected

Heavy Duty Design – This heavy duty Professional Smart Valve water softener is designed with 1" NPT metal plumbing connections for robust installation and extra protection with dual O-ring seals. Included 1" water softener connectors can conveniently accommodate both 3/4" and 1 1/4" plumbing

Integrated Long-Life Filter – This Professional Smart Valve water softener has an integrated long-life filter that reduces sand, sediment, chlorine taste & odor and is self-cleaning

Bypass Blending Valve Control – A custom water bypass blending valve allows you to conveniently control your preferred water softness level or set as complete bypass

WiFi-Enabled Low Salt Reminder Powered by SmarthQ™ – Receive an instant notification on your smartphone when your water softener salt level is low

WiFi-Enabled Vacation Mode Powered by SmarthQ™ – Receive an instant notification on your smartphone when water flow is detected at any flow rate when set on vacation mode

LED Digital Control Panel – This Professional Smart Valve water softener allows you to choose what is displayed on your LED Digital Control Panel. Settings include Clock Adjustment options, Salt Level, Hardness Level and Salt Saver mode

Salt Days to Empty Indicator – Manage your Professional Smart Valve water softener salt usage with a visual countdown of days until empty clearly displayed on the control panel

Outdoor Rated with Optional Protective Cover – Enjoy the flexibility to install your Professional Smart Valve water softener outside or inside thanks to a durable design and optional protective cover accessory*
(*ODCOVSFT protective cover sold separately)

Salt Tank Cleanability – Easily clean out your Professional Smart Valve water softener with a separate salt tank that is simple to rinse clean

Salt Capacity – 325 lbs



For answers to your Monogram, Café™, GE Profile™ or GE Appliances product questions, visit our website at geappliances.com or call GE Answer Center® Service, 800.626.2000.



Specification Revised 4/25