


GAS AND ELECTRIC WATER HEATERS

Product Guide




AIR&WATER
SOLUTIONS





ELECTRIC WATER HEATERS

FEATURE HIGHLIGHTS



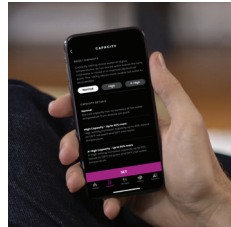
THE FIRST & ONLY CONTROLLABLE ELECTRONIC BUILT-IN MIXING VALVE

Access additional hot water with a valve that lets users select from three capacity settings: Normal, High and X-High.



FLEXIBLE CAPACITY: PATENTED, INDUSTRY-FIRST INNOVATION

Three capacity settings provide up to 60% additional hot water.*



BUILT-IN WIFI

Easily change water capacity setting, adjust temperatures, set vacation mode, schedule and receive notifications with Built-in WiFi powered by SmartHQ™.



LEADING WARRANTY

Our water heaters carry tank and parts limited warranties of 8 and 10 years.

FEATURE HIGHLIGHTS



CE40S08CAW **GE 40-U.S. GALLONS** **SHORT ELECTRIC** **WATER HEATER**

- Family size 2 to 4*
- 151 Liters
- 33 Imperial gallons
- Thermostat
- Two 3,000 watt Stainless Steel heating elements
- Glass-filled nylon drain valve
- Limited 8-Year Parts Warranty



CE50S08CAW **GE 50-U.S. GALLONS** **SHORT ELECTRIC** **WATER HEATER**

- Family size 3 to 5*
- 189 Liters
- 42 Imperial gallons
- Thermostat
- Two 3,000 watt Stainless Steel heating elements
- Glass-filled nylon drain valve
- Limited 8-Year Parts Warranty



GE40T08CAR **GE 40-U.S. GALLONS** **TALL ELECTRIC** **WATER HEATER**

- Family size 2 to 4*
- 151 Liters
- 33 Imperial gallons
- Thermostat
- Two 3,000 watt Stainless Steel heating elements
- Glass-filled nylon drain valve
- Limited 8-Year Parts Warranty



GE50T08CAR **GE 50-U.S. GALLONS** **TALL ELECTRIC** **WATER HEATER**

- Family size 3 to 5*
- 189 Liters
- 42 Imperial gallons
- Thermostat
- Two 3,000 watt Stainless Steel heating elements
- Glass-filled nylon drain valve
- Limited 8-Year Parts Warranty

FLEXIBLE CAPACITY

Patented, Industry-First Innovation



GE40T10CLR **GE SMART 40-U.S. GALLONS** **TALL ELECTRIC** **WATER HEATER**

- Family size 2 to 4*
- 151 Liters
- 33 Imperial gallons
- Electronic controls
- Built-in WiFi powered by SmartHQ
- Normal/Vacation modes
- Two 3,000 watt Stainless Steel heating elements
- Glass-filled nylon drain valve
- Limited 10-Year Parts Warranty



GE50S10CMR **GE SMART 50-U.S. GALLONS** **ELECTRIC WATER HEATER** **WITH FLEXIBLE CAPACITY**

- Integrated, electronic mixing valve
- 189 Liters
- 42 Imperial gallons
- Performs like an 80-gallon on X-High setting*
- Up to 60% more hot water on X-High setting*
- Family size: 3 to 6**
- Electronic controls
- Built-in WiFi powered by SmartHQ
- Normal/Vacation modes
- Two 3,000 watt Stainless Steel heating elements
- Glass-filled nylon drain valve
- Limited 10-Year Parts Warranty

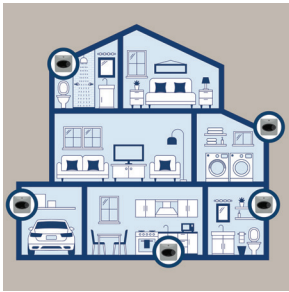
* Versus comparable water heater without mixing valve at 120° F setting and 58° F inlet water temperature.

** Household sizing based on back-to-back showers, 8 minutes long.



ELECTRIC POINT OF USE TANK-STYLE WATER HEATERS

FEATURE HIGHLIGHTS



WHOLE HOME FLEXIBILITY

Installation options provide hot water to a specific hookup or to a small house, condo or apartment.




IDEAL LOCATION

Place under the kitchen, bathroom and pantry sinks.



COMPACT DESIGN

Ideal in limited spaces like kitchens, bathrooms, laundry rooms, cabins, RVs, garages, sheds, etc.



STRAIGHTFORWARD CONNECTION

The heater connects right into a 120-Volt supply.



GE10P08BAW

10-U.S. GALLONS GE ELECTRIC POINT OF USE TANK-STYLE

- Point Of Use
- 37.9 Liters
- 8.3 Imperial gallons
- Compact design
- Straightforward connection
- One 1500 watt Stainless Steel heating element
- Aluminum anode rod
- Optional 6' cord included



GE06P08BAW

6.5-U.S. GALLONS GE ELECTRIC POINT OF USE TANK-STYLE

- Point Of Use
- 24.6 Liters
- 5.41 Imperial gallons
- Compact design
- Straightforward connection
- One 1500 watt Stainless Steel heating element
- Aluminum anode rod
- Optional 6' cord included



GE02P08BAW

2.5-U.S. GALLONS GE ELECTRIC POINT OF USE TANK-STYLE

- Point Of Use
- 9.5 Liters
- 2.1 Imperial gallons
- Compact design
- Straightforward connection
- One 1500 watt Stainless Steel heating element
- Aluminum anode rod
- Factory-installed 6' cord



ReaIMAX ATMOSPHERIC GAS & POWER VENT GAS WATER HEATERS

FEATURE HIGHLIGHTS



CAPACITY, HEAT & RECOVERY

The products in the RealMAX series are real-capacity heaters – they actually contain the water volume they claim to. They hold a true 40 and 50 gallons of water – plus quick recovery (40K BTUs on select 40/50G natural gas units).



CONTROLS DESIGNED FOR PEACE OF MIND

RealMax series water heaters have safety built in. The SmartShield™ system automatically shuts off the unit if abnormal ambient temperatures are detected, and the self-diagnostic feature reports on gas system status via an LED indicator.



LEADING WARRANTY

RealMAX water heaters carry tank and parts limited warranties of 8 years (RealMAX Choice model).

RealMAX ATMOSPHERIC GAS WATER HEATERS



CG40S08BXV

GE 40-U.S. GALLONS SHORT NATURAL GAS WATER HEATER

- Family size 2 to 4*
- 151 Liters
- 33 Imperial gallons
- Thermostat Temperature Control
- SmartShield Safety System
- Self-diagnostic
- Brass drain valve
- Limited 8-years Part Warranty



CG50S08BXV

GE 50-U.S. GALLONS SHORT NATURAL GAS WATER HEATER

- Family size 3 to 5+*
- 189 Liters
- 42 Imperial gallons
- Thermostat Temperature Control
- SmartShield Safety System
- Self-diagnostic
- Brass drain valve
- Limited 8-years Part Warranty



CP40S08BXV

GE 40-U.S. GALLONS SHORT LIQUID PROPANE GAS WATER HEATER

- Family size 2 to 4*
- 151 Liters
- 33 Imperial gallons
- Thermostat Temperature Control
- SmartShield Safety System
- Self-diagnostic
- Brass drain valve
- Limited 8-years Part Warranty



CP50S08BXV

GE 50-U.S. GALLONS SHORT LIQUID PROPANE GAS WATER HEATER

- Family size 3 to 5+*
- 189 Liters
- 42 Imperial gallons
- Thermostat Temperature Control
- SmartShield Safety System
- Self-diagnostic
- Brass drain valve
- Limited 8-years Part Warranty

*Household sizing based on back-to-back showers, 8 minutes long.

POWER VENT GAS WATER HEATERS



CG40S08AYV

GE 40-U.S. GALLONS SHORT POWER VENT NATURAL GAS WATER HEATER

- Family size 2 to 4*
- 151 Liters
- 33 Imperial gallons
- Thermostat Temperature Control
- SmartShield™ Safety System
- Self-diagnostic
- Brass drain valve
- Limited 8-years Part Warranty



CG40T08AYV

GE 40-U.S. GALLONS TALL POWER VENT NATURAL GAS WATER HEATER

- Family size 2 to 4*
- 151 Liters
- 33 Imperial gallons
- Thermostat Temperature Control
- SmartShield™ Safety System
- Self-diagnostic
- Brass drain valve
- Limited 8-years Part Warranty



CG50S08AYV

GE 50-U.S. GALLONS SHORT POWER VENT NATURAL GAS WATER HEATER

- Family size 3 to 5+*
- 189 Liters
- 42 Imperial gallons
- SmartShield™ Safety System
- Self-diagnostic
- Brass drain valve
- Limited 8-years Part Warranty



CG50T08AYV

GE 50-U.S. GALLONS TALL POWER VENT NATURAL GAS WATER HEATER

- Family size 3 to 5+*
- 189 Liters
- 42 Imperial gallons
- SmartShield™ Safety System
- Self-diagnostic
- Brass drain valve
- Limited 8-years Part Warranty



CP40S08AYV

GE 40-U.S. GALLONS SHORT POWER VENT LIQUID PROPANE POWER VENT WATER HEATER

- Family size 2 to 4*
- 151 Liters
- 33 Imperial gallons
- Thermostat Temperature Control
- SmartShield™ Safety System
- Self-diagnostic
- Brass drain valve
- Limited 8-years Part Warranty



CP50S08AYV

GE 50-U.S. GALLONS SHORT POWER VENT LIQUID PROPANE POWER VENT WATER HEATER

- Family size 2 to 4*
- 189 Liters
- 42 Imperial gallons
- Thermostat Temperature Control
- SmartShield™ Safety System
- Self-diagnostic
- Brass drain valve
- Limited 8-years Part Warranty

*Household sizing based on back-to-back showers, 8 minutes long.

TECHNICAL SPECIFICATIONS

GE ReaIMAX SERIES ELECTRIC WATER HEATERS

	GE			
CAPACITY	CE40S08CAW	CE40T08CAR	CE50S08CAW	CE50T08CAR
Rated capacity (gallons)	40	40	50	50
Nominal capacity (gallons)	40	40	50	50
Liters	151	151	189	189
Imperial Gallons	33	33	42	42
Standby Loss	55	55	62	62
FEATURES				
Family size*	2-4	2-4	3-5	
Control type	Thermostat	Thermostat	Thermostat	Thermostat
Temperature setting	90–150°F	90–150°F	90–150°F	90–150°F
Temperature setting factory default	120°F	120°F	120°F	120°F
Drain valve type	Polymer	Polymer	Polymer	Polymer
WEIGHT & DIMENSIONS (In Pounds and Inches)				
Approx. shipping weight (lbs.)	133	139	161	154
Height to water connection (in.)	52-7/8	65-1/2	53	63-7/8
Tank dimensions (diameter x height) (in.)	22 X 51-3/8	20 x 64	24 X 51-1/2	22 X 62-3/8
Connection sizes—cold water inlet/hot water outlet (mnpt) (in.)	3/4"	3/4"	3/4"	3/4"
WEIGHT & DIMENSIONS (In Kilograms and Centimeters)				
Approx. shipping weight (kg.)	60.3	63	73	69.9
Height to water connection (cm.)	134.3	65-1/2	134.6	63-7/8
Tank dimensions (diameter x height) (cm.)	55.9 X 130.5	20 X 64	60.9 X 130.8	22 X 62-3/8
Connection sizes—cold water inlet/hot water outlet (mnpt) (cm.)	1.91	1.91	1.91	1.91
POWER/RATINGS				
Electrical circuit direct wired	208V/240V 60 Hz Dedicated 20 Amp Min	208V/240V 60 Hz Dedicated 20 Amp Min	208V/240V 60 Hz Dedicated 20 Amp Min	208V/240V 60 Hz Dedicated 20 Amp Min
Heating elements	Stainless Steel	Stainless Steel	Stainless Steel	Stainless Steel
Element density	High	High	High	High
Lower element (watts)	3,000	3,000	3,000	3,000
Upper element (watts)	3,000	3,000	3,000	3,000
Standby Loss (watts)	55	55	62	62
Operating water pressure	20–125 PSI	20–125 PSI	20–125 PSI	20–125 PSI

*Household sizing based on back-to-back showers, 8 minutes long.

GE BUILT-IN WIFI ELECTRIC WATER HEATERS

	GE
	GE40T10CLR
Rated capacity (gallons)	40
Nominal capacity (gallons)	40
Liters	151
Imperial Gallons	33
Standby Loss	65
FEATURES	
Family size*	2–4
Control type	Electronic with digital display and app
Operating modes	Normal/Vacation
Temperature setting	100–140°F
Temperature setting factory default	120°F
Drain valve type	Polymer
Built-in WiFi with app	Yes
Diagnostic feedback	Yes
Sensing anode	No
WEIGHT & DIMENSIONS (In Pounds and Inches)	
Approx. shipping weight (lbs.)	139
Height to water connection (in.)	65-1/2
Tank dimensions (diameter x height)(in.)	20 x 64
Connection sizes—cold water inlet/hot water outlet (mnpt)(in.)	3/4"
WEIGHT & DIMENSIONS (In Kilograms and Centimeters)	
Approx. shipping weight (kg.)	63
Height to water connection (cm.)	166.4
Tank dimensions (diameter x height)(cm.)	50.8 X 162.6
Connection sizes—cold water inlet/hot water outlet (mnpt)(cm.)	1.91
POWER/RATINGS	
Electrical circuit direct wired	208V/240V 60 Hz Dedicated 20 Amp Min.
Heating elements	Stainless
Element density	High
Lower element (watts)	3,000
Upper element (watts)	3,000
Standby Loss (watts)	65
Operating water pressure	20–125 PSI
WARRANTY	
Parts warranty	Limited 10yr Parts warranty

*Household sizing based on back-to-back showers, 8 minutes long.

GE FLEXIBLE-CAPACITY ELECTRONIC WATER HEATERS

	GE
	GE50S10CMR
Rated capacity at normal setting (gallons)	50
Capacity at X-High setting* (gallons)	80
Liters	189
Imperial Gallons	42
FEATURES	
Family size on X-High setting**	3-6
Control type	Electronic with digital display
Operating modes	Normal/Vacation
Integrated, electronic mixing valve	Yes
Capacity settings	Normal/High/X-high
Temperature setting	100–140°F
Temperature setting factory default	120°F
Drain valve type	Polymer
Built-in WiFi with app	Yes
Diagnostic feedback	Yes
Sensing anode rod	Yes
WEIGHT & DIMENSIONS (In Pounds and Inches)	
Approx. shipping weight (lbs.)	171
Height to water connection (in.)	61
Tank dimensions (diameter x height)(in.)	24 x 59-1/2
Connection sizes—cold water inlet/hot water outlet (mnpt)(in.)	3/4"
WEIGHT & DIMENSIONS (In Kilograms and Centimeters)	
Approx. shipping weight (kg.)	77.6
Height to water connection (cm.)	154.9
Tank dimensions (diameter x height)(cm.)	61 X 151.1
Connection sizes—cold water inlet/hot water outlet (mnpt)(cm.)	1.91
POWER/RATINGS	
Electrical circuit direct wired	208V/240V 60 Hz Dedicated 20 Amp Min.
Heating elements	Stainless steel
Element density	Low
Lower element (watts)	3,000
Upper element (watts)	3,000
Standby Loss (watts)	62
Operating water pressure	20–125 PSI
WARRANTY	
Parts warranty	Limited 10yr Parts Warranty

*Versus comparable water heater without mixing valve at 120°F setting and 58°F inlet water temperature.

**Household sizing based on back-to-back showers, 8 minutes long.

TECHNICAL SPECIFICATIONS

ELECTRIC POINT OF USE

MODEL NUMBER	GE02P08BAW	GE06P08BAW	GE10P08BAW RealMAX CHOICE
Rated Capacity (gallons)	2.5	6.5	10
Liters	9.5	24.6	37.9
Imperial Gallons	2.1	5.41	8.3
Product Application	Residential	Residential	Residential
Wall Mount or Freestanding	Wall Mount/Freestanding	Wall Mount/Freestanding	Freestanding
Fuel Type	Electric	Electric	Electric
Heating Element (Watts)	1500	1500	1500
Voltage	120	120	120
Current (Amps)	12	12	12
Power Cord Included	Yes (assembled)	Yes	Yes
Power Cord Length (ft. and m.)	6 ft (1.8 m.)	6 ft (1.8 m.)	6 ft (1.8 m.)
Warranty	8yr Limited Replacement Warranty	8yr Limited Replacement Warranty	8yr Tank and Parts
CONTROLS			
Mechanical Temperature Control	Yes	Yes	Yes
INTEGRATED SAFETY DEVICES			
T&P Valve	Yes	Yes	Yes
T&P Valve Location	Top	Top	Top
Drain Valve	No	No	Yes
Drain Valve Location	N/A	N/A	Bottom-Side
Drain Valve Material	N/A	N/A	Polymer
WEIGHT & DIMENSIONS (In Pounds and Inches)			
Product Height (in.)	13	17.65	24.5
Product Width (in.)	13	17.15	14.75
Product Depth (in.)	11.145	14.37	14.37
Product Weight (lbs.)	16.85	24.9	40.85
Carton Height (in.)	16.14	19.88	28
Carton Width (in.)	14.96	19.69	19
Carton Depth (in.)	14.17	16.93	18
Shipping Weight (lbs.)	19.84	28.66	46
WEIGHT & DIMENSIONS (In Kilograms and Centimeters)			
Product Height (cm.)	33	44.8	62.2
Product Width (cm.)	33	43.6	37.5
Product Depth (cm.)	28.3	36.5	36.5
Product Weight (kg.)	7.6	11.3	18.5
Carton Height (cm.)	41	50.5	71.1
Carton Width (cm.)	38	50	48.2
Carton Depth (cm.)	36	43	45.7
Shipping Weight (kg.)	9	13	20.9
POWER/RATINGS			
Anode Rod	Aluminum	Aluminum	Aluminum
Temp Setting Range (F)	70-140	70-140	70-140
Temp Settings Default (F)	OFF	OFF	120
Maximum Water Pressure (PSI)	150	150	150
Connection Sizes - cold water inlet/ hot water outlet (MNPT)	0.5 in. (1.27 cm.) MNPT	0.5 in. (1.27 cm.) MNPT	0.75 in. (1.9 cm.) MNPT
Connection Location	Top	Top	Side
Element Material	Stainless Steel	Stainless Steel	Stainless Steel

TECHNICAL SPECIFICATIONS

ReaIMAX ATMOSPHERIC NATURAL GAS WATER HEATERS

MODEL NUMBER	CG40S08BXV	CG50S08BXV
Rated + Nominal capacity (gallons)	40/40	50/50
Liters	151	189
Imperial Gallons	33	42
FEATURES		
Family size*	2-4	3-5+
Control type	Thermostat	Thermostat
Self-diagnostic control	Yes—LED	Yes—LED
Temperature range	50-155° F	50-155° F
Drain valve type	Brass	Brass
WEIGHTS & DIMENSIONS (In Pounds and Inches)		
Approx. shipping weight (lbs.)	140	172
Height to water connection (in.)	50-3/8	47-3/4
Tank dimensions (diameter x height) (in.)	22 x 48-7/8	25 x 46-1/4
Connection sizes - cold water inlet/hot water outlet (MNPT) (in.)	3/4"	3/4"
WEIGHTS & DIMENSIONS (In Kilograms and Centimeters)		
Approx. shipping weight (kg.)	63.50	78.02
Height to water connection (cm.)	127.95	121.29
Tank dimensions (diameter x height) (cm.)	55.88 x 124.14	63.5 x 117.48
Connection sizes - cold water inlet/hot water outlet (MNPT) (cm.)	1.91	1.91
POWER/RATINGS**		
Input BTU/hr	38k	40k
First hour rating (gallons)	78	77
Uniform energy factor	0.64	0.63
WARRANTY		
Limited warranty	8-year limited	8-year limited

* Household sizing based on back-to-back showers, 8 minutes long.

** Certified by AHRI testing

Temperature setting factory default 120°F

ReaIMAX ATMOSPHERIC LIQUID PROPANE GAS WATER HEATERS

MODEL NUMBER	CP40S08BXV	CP50S08BXV
Rated + Nominal capacity (gallons)	40/40	50/50
Liters	151	189
Imperial Gallons	33	42
FEATURES		
Family size*	2-4	3-5+
Control type	Thermostat	Thermostat
Self-diagnostic control	Yes—LED	Yes—LED
Temperature range	50-155° F	50-155° F
Drain valve type	Brass	Brass
WEIGHTS & DIMENSIONS (In Pounds and Inches)		
Approx. shipping weight (lbs.)	140	172
Height to water connection (in.)	50-3/8	47-3/4
Tank dimensions (diameter x height) (in.)	22 x 48-7/8	25 x 46-1/4
Connection sizes - cold water inlet/hot water outlet (MNPT) (in.)	3/4"	3/4"
WEIGHTS & DIMENSIONS (In Kilograms and Centimeters)		
Approx. shipping weight (kg.)	63.50	78.02
Height to water connection (cm.)	127.95	121.29
Tank dimensions (diameter x height) (cm.)	55.88 x 124.14	63.5 x 117.48
Connection sizes - cold water inlet/hot water outlet (MNPT) (cm.)	1.91	1.91
POWER/RATINGS**		
Input BTU/hr	34.5k	36k
First hour rating (gallons)	78	77
Uniform energy factor	0.64	0.64
WARRANTY		
Limited warranty	8-year limited	8-year limited

* Household sizing based on back-to-back showers, 8 minutes long.

** Certified by AHRI testing

Temperature setting factory default 120°F

TECHNICAL SPECIFICATIONS

RealMAX POWER VENT NATURAL GAS WATER HEATERS

MODEL NUMBER	CG40S08AYV	CG40T08AYV	CG50S08AYV	CG50T08AYV
Rated + Nominal capacity (gallons)	40/40	40/40	50/50	50/50
Liters	151	151	189	189
Imperial Gallons	33	33	42	42
FEATURES				
Family size*	2-4	2-4	3-5+	3-5+
Control type	Thermostat	Thermostat	Thermostat	Thermostat
Self-diagnostic control	Yes—LED	Yes—LED	Yes—LED	Yes—LED
Temperature range	50-155° F	50-155° F	50-155° F	50-155° F
Drain valve type	Brass	Brass	Brass	Brass
WEIGHTS & DIMENSIONS (In Pounds and Inches)				
Approx. shipping weight (lbs.)	150	157	184	179
Height to water connection (in.)	50-5/8	60-1/4	48	59-3/4
Tank dimensions (diameter x height) (in.)	22 x 49-1/8	20 x 58-3/4	25 x 46-1/2	22 x 58-1/4
Connection sizes - cold water inlet/hot water outlet (MNPT)	3/4"	3/4"	3/4"	3/4"
WEIGHTS & DIMENSIONS (In Kilograms and Centimeters)				
Approx. shipping weight (kg.)	68.04	71.21	83.46	81.18
Height to water connection (cm.)	127	152.4	121.92	149.86
Tank dimensions (diameter x height) (cm.)	55.88 x 124.77	50.8 x 149.23	63.5 x 118.11	55.88 x 147.96
Connection sizes - cold water inlet/hot water outlet (MNPT) (cm.)	1.91	1.91	1.91	1.91
POWER/RATINGS**				
Input BTU/hr	40k	42k	40k	42k
First hour rating (gallons)	72	82	73	82
Uniform energy factor	0.63	0.68	0.61	0.68
WARRANTY				
Limited warranty	8- year limited	8-year limited	8-year limited	8-year limited

* Household sizing based on back-to-back showers, 8 minutes long.

** Certified by AHRI testing

Temperature setting factory default 120°F

RealMAX POWER VENT LIQUID PROPANE GAS WATER HEATERS

MODEL NUMBER	CP40S08AYV	CP50S08AYV
Rated + Nominal capacity (gallons)	40/40	50/50
Liters	151	189
Imperial Gallons	33	42
FEATURES		
Family size*	2-4	3-5+
Control type	Thermostat	Thermostat
Self-diagnostic control	Yes—LED	Yes—LED
Temperature range	50-155° F	50-155° F
Drain valve type	Brass	Brass
WEIGHTS & DIMENSIONS (In Pounds and Inches)		
Approx. shipping weight (lbs.)	150	184
Height to water connection (in.)	50-5/8	48
Tank dimensions (diameter x height) (in.)	22 x 49-1/8	25 x 46-1/2
Connection sizes - cold water inlet/hot water outlet (MNPT)	3/4"	3/4"
WEIGHTS & DIMENSIONS (In Kilograms and Centimeters)		
Approx. shipping weight (kg.)	68.04	83.46
Height to water connection (cm.)	127	121.92
Tank dimensions (diameter x height) (cm.)	55.88 x 124.77	63.5 x 118.11
Connection sizes - cold water inlet/hot water outlet (MNPT) (cm.)	1.91	1.91
POWER/RATINGS**		
Input BTU/hr	36k	36k
First hour rating (gallons)	60	65
Uniform energy factor	0.63	0.61
WARRANTY		
Limited warranty	8-year limited	8-year limited

* Household sizing based on back-to-back showers, 8 minutes long.

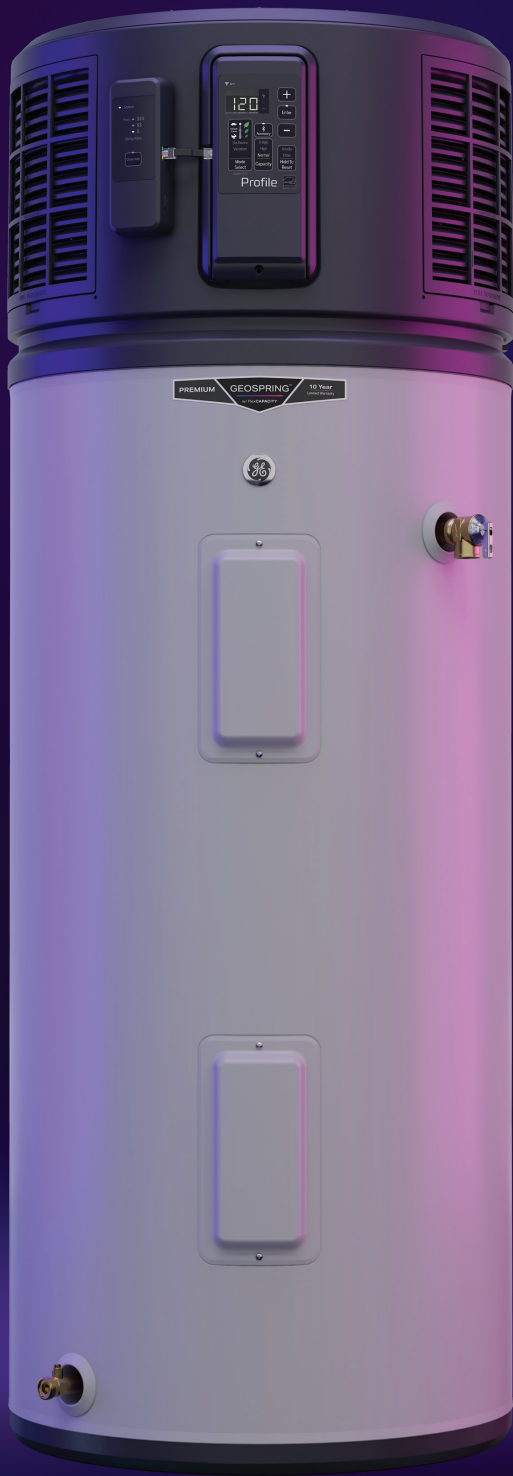
** Certified by AHRI testing

Temperature setting factory default 120°F



GEOSPRING™

Heat Pump Water Heater with FlexCAPACITY



Key Features

Efficient Operation

Up to 4.7X more efficient¹ thanks to heat pump technology that amplifies ambient air into water-heating power.

EcoPort certified built-in demand response capabilities allow GEOSPRING™ models to heat water when utility rates are lowest, saving homeowners money on utility bills.

Variable speed compressor adjusts speed based on environmental factors maintaining a consistent heating rate year round.

Powerful Performance

FlexCAPACITY technology uses an electronic integrated mixing valve to heat water hotter and precisely mixes it with cold water to deliver up to 60% more hot water to homeowners.² With FlexCAPACITY, an 80-gallon unit can provide up to 125 gallons of hot water.

Quiet operation at just 41 dBA.

GE-exclusive sensing anode rod notifies homeowners when it needs to be replaced, extending the water heater's life and performance.

Up to 94-gallon first-hour rating thanks to high power dual stainless steel heating elements.

Easy on the Pros

Standard 15A shared outlet with 120V models.

Simple 120 to 240V conversion lets 120V models operate with improved performance and efficiency.

Easy-install features like integrated pocket handles, pre-installed wire connectors, and optional ducting kit (SKU #PH10VK) make installation a breeze.

Ten-year warranty provides peace of mind and dependability.

Planet-Friendly Features

The greenest heat pump water heater available due to refrigerant with a low global warming potential (GWP).

ENERGY STAR® certified

Serviceability: GEOSPRING units are designed to be serviceable, reducing waste and minimizing the number of units that end up in landfills.

Homeowner Savings

Up to \$550 yearly savings on energy bills³ compared to traditional standard electric tank water heaters.

Configurable and Controllable

SmartHQ™ Home app connectivity gives homeowners total control over water heater settings, including capacity settings, schedules, home energy use, and more. Plus, real-time alerts and notifications for added peace of mind.

Convenient software and feature updates thanks to embedded Wi-Fi connectivity.

Five operation modes include heat pump, hybrid, high-demand, electric, and vacation.

Wireless leak detection with automatic water shutoff (GE Appliances' Exclusive Feature): When water is detected, the leak sensor will trigger the water shut-off valve at the top of the unit to shut off. GEOSPRING comes equipped with one leak detection sensor with the option to add up to four more sensors for enhanced protection.



Visit
[geappliancesairandwater.com/
geospring-water-heater](http://geappliancesairandwater.com/geospring-water-heater)
to learn more.

¹ Vs. standard electric. Source: AHRI directory of 10/23/24

² Vs. comparable water heaters without mixing valve at 120°F set and 58°F water temperature

³ Based on GE Standard Electric GE50S10BAM vs. GE PROFILE PH50S10BPY

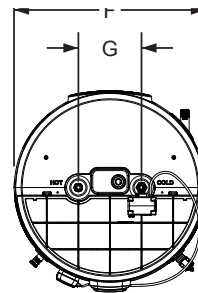
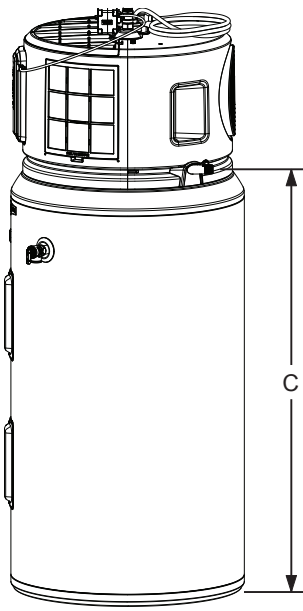
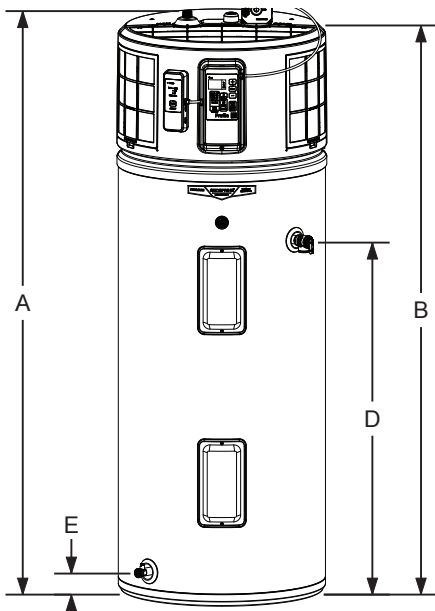
Brought to you by



AIR&WATER
SOLUTIONS

Specifications | 40-, 50-, 65- and 80-Gallon Models

												Dimensions in Inches Approx.							Weight in Approximate Pounds (lbs) and Kilograms (kg)	
	Model Number	Nominal Capacity (Gallons)	Liters	Imperial Gallons	First Hour Rating (Gallon) Est.	Uniform Energy Factor Min. Est.	Element Wattage Upper 120V / 240V	Element Wattage Lower 120V / 240V	Power Supply	Breaker Size	Integrated Mixing Valve	A Floor to top of Tank Height IN (CM)	B Height to top of tank IN (CM)	C Height to condensate drain IN (CM)	D Height to T&P valve IN (CM)	E Height to drain valve IN (CM)	F Tank Diameter IN (CM)	G Distance between inlet and outlet IN (CM)	Product Weight lbs (kg)	Shipping Weight lbs (kg)
40 Gallon	PJ40S10FPY	40/40	151	33	46	3.1	900W / 120V 3600W / 240V	900W / 120V 3600W / 240V	120V / 240V	15A Shared/ 25A Dedicated	Yes	59-1/2 (151.1)	57-3/4 (146.7)	43-1/8 (109.5)	34 (86.4)	3-1/2 (8.9)	24 (60.9)	8 (20.3)	155 (70.3)	194 (88)
	PJ50S10FPY	50/50	189	42	59	3.2	900W / 120V 3600W / 240V	900W / 120V 3600W / 240V	120V / 240V	15A Shared/ 25A Dedicated	Yes	68-1/4 (173.4)	66-1/2 (168.9)	51-7/8 (131.8)	42-3/4 (108.6)	3-1/2 (8.9)	24 (60.9)	8 (20.3)	167 (75.8)	195 (88.5)
50 Gallon	PK50S10FNY	50/50	189	42	60	4.2	3600W	3600W	240V	25A Dedicated	No	68-1/4 (173.4)	66-1/2 (168.9)	51-7/8 (131.8)	42-3/4 (108.6)	3-1/2 (8.9)	24 (60.9)	8 (20.3)	165 (74.8)	193 (87.6)
	PJ65S10FPY	65/65	246	54	77	3.4	900W / 120V 3600W / 240V	900W / 120V 3600W / 240V	120V / 240V	15A Shared/ 25A Dedicated	Yes	67-1/8 (170.5)	65-1/4 (165.7)	50-5/8 (128.6)	41-1/4 (104.8)	3-1/2 (8.9)	27 (68.6)	8 (20.3)	269 (122)	293 (132.9)
65 Gallon	PK65S10FNY	65/65	246	54	66	4.1	3600W	3600W	240V	25A Dedicated	No	67-1/8 (170.5)	65-1/4 (165.7)	50-5/8 (128.6)	41-1/4 (104.8)	3-1/2 (8.9)	27 (68.6)	8 (20.3)	267 (121.1)	291 (132)
	PJ80S10FPY	80/80	303	67	94	3.5	900W / 120V 3600W / 240V	900W / 120V 3600W / 240V	120V / 240V	15A Shared/ 25A Dedicated	Yes	76-3/8 (193.9)	75 (190.5)	60-3/8 (153.4)	51 (129.5)	3-1/2 (8.9)	27 (68.6)	8 (20.3)	331 (150.1)	360 (163.3)
80 Gallon	PK80S10FNY	80/80	303	67	76	4.5	3600W	3600W	240V	25A Dedicated	No	76-3/8 (193.9)	75 (190.5)	60-3/8 (153.4)	51 (129.5)	3-1/2 (8.9)	27 (68.6)	8 (20.3)	329 (149.2)	358 (162.4)



Certified to
NSF/ANSI 372
See http://info.nsf.org/Certified/Lead_Content/
for specific model listing



Listed by
Underwriters
Laboratories

Height to top of the leak detection shut off valve is not accounted for on this table.

Water connections are 3/4".

Dimensions and specifications are subject to change without notice.

All models feature a brass drain valve.

Optional Ducting Kit available:
SKU# PH10VK

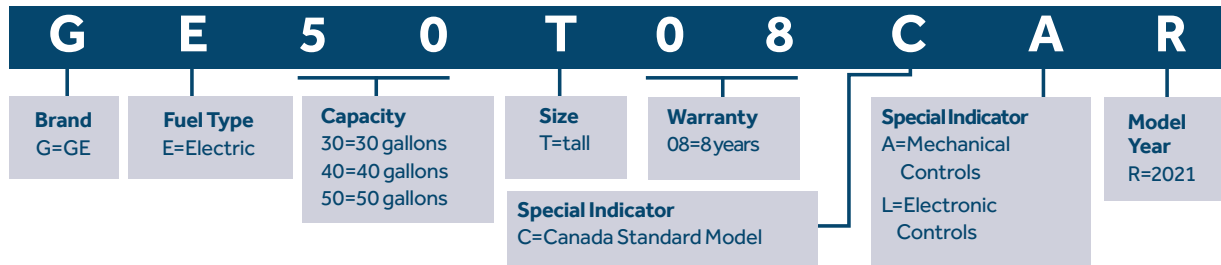
Watch Video:



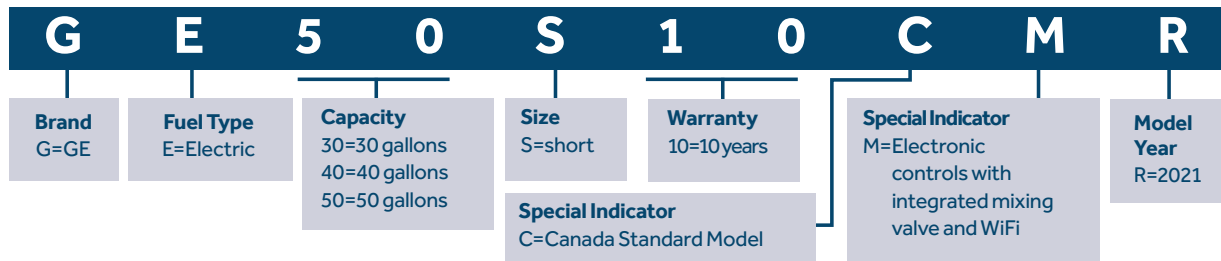
GE Profile GEOSPRING™
Heat Pump Water Heater -
Performance & Feature Overview

WATER HEATER NOMENCLATURE

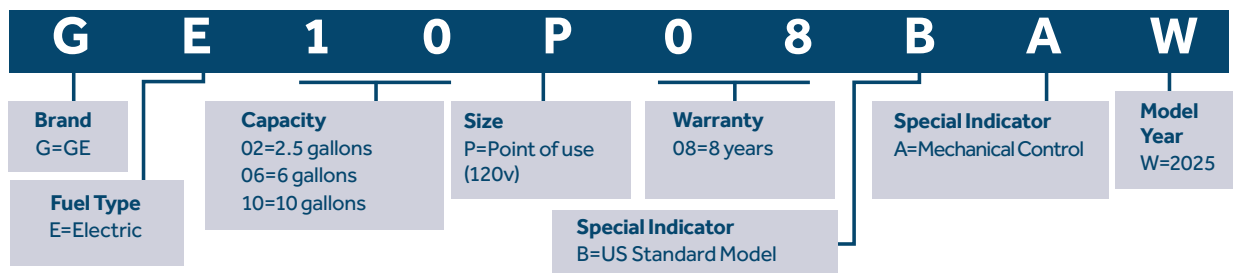
GE ELECTRIC WATER HEATER



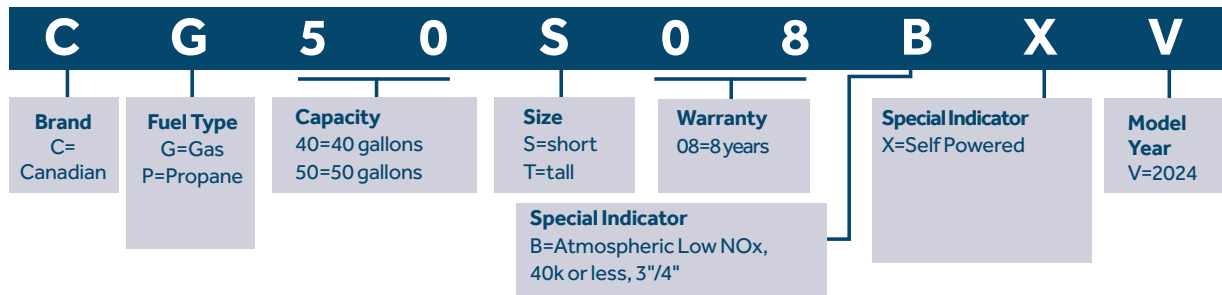
GE FLEXIBLE CAPACITY ELECTRONIC WATER HEATER




GE ELECTRIC POINT OF USE WATER HEATER



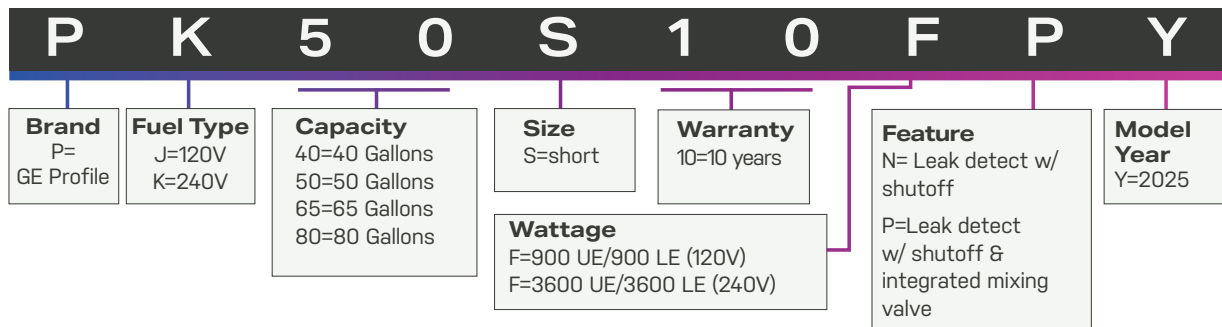
GE ATMOSPHERIC GAS WATER HEATER



GE POWER VENT GAS WATER HEATER



GE PROFILE GEOSPRING™ HEAT PUMP WATER HEATER



GE APPLIANCES

GE is a trademark of the General Electric Company Manufactured under trademark license.

Appliance Park
Louisville, KY 40225
geappliances.com
Pub. No. 27-D0127-25
OTGEA18091838781